


# DETENTION LIME SLAKER

Series 85



The VeloDyne Series 85 Lime Slaker is designed to produce hydrated lime from commercial grade quick lime. The Series 85 is a fully automated slaker that consistently produces lime slurry ranging from 15%–25% by weight. Typical applications are for neutralization and pH control.

#### Features

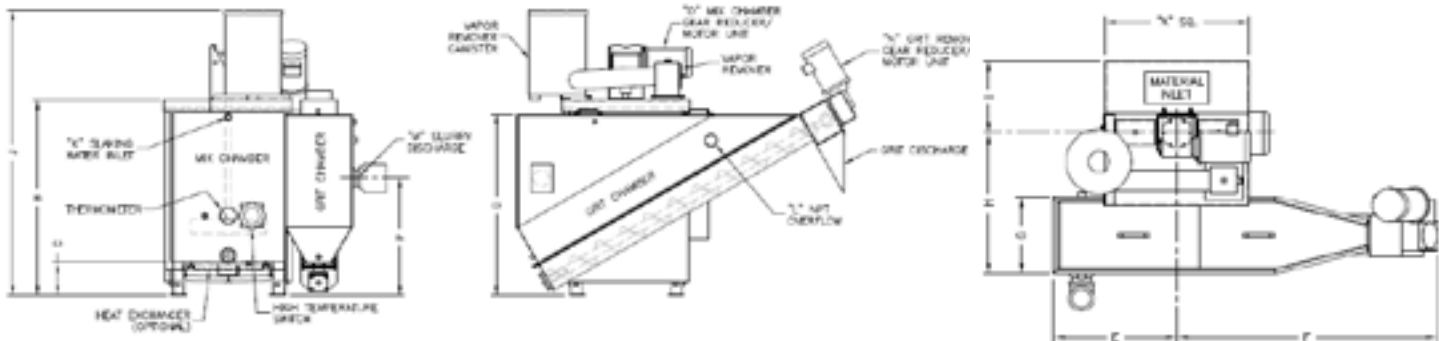
- Available in sizes ranging from 300 to 24,000 pounds per hour
- Integral heat exchanger for heating incoming slaking water
- Replaceable wear liner inside slaking chamber
- Double walled and insulated for maximum heat efficiency
- Automatic over temperature alarm with cooling sequence
- Integral grit classifier (auger type standard)
- Optional vibrating screen grit classifier available
- Venturi fan dust and vapor remover
- Mixer torque monitoring to insure accurate slurry consistency

VELDYNE

*A company driven to deliver the very best Polymer Blending, Chemical Feed, and Bulk Solids Handling Systems, fueled by constantly asking, "What If?"*

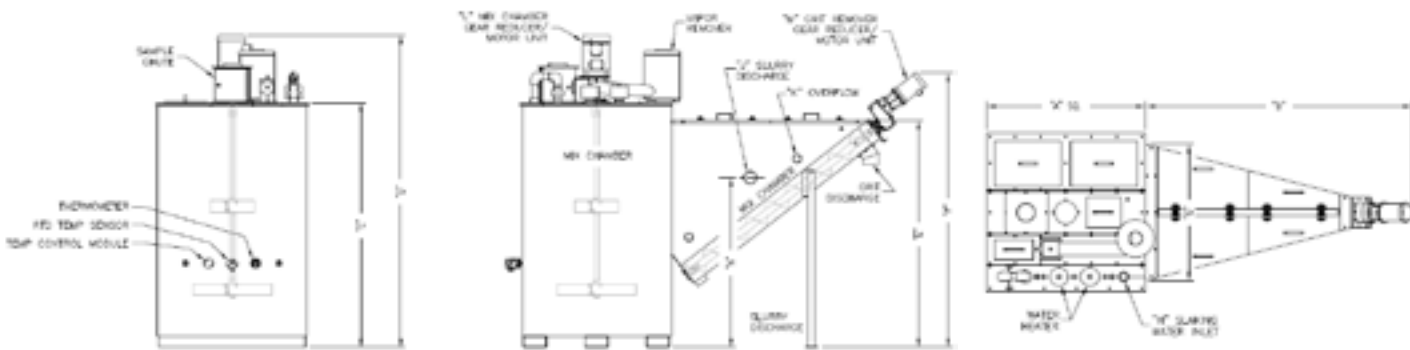
# DETENTION LIME SLAKER

Series 85



Model	PPH	GPM	Slaker Sizing Chart (Inches)																
			A	B	C	D	E	F	G	H	I	J	K	L	M	N (hp)	O (hp)	P	
85-01	300	3	27-3/16	41-5/8	16	38-5/8	23-3/16	48-15/16	14-7/16	26-3/8	13-5/8	60-3/4	1	2	3	1/3	1	25	
85-02	600	4	27-3/16	41-5/8	7	38-5/8	23-3/16	48-15/16	14-7/16	26-3/8	13-5/8	60-3/4	1	2	3	1/3	1	25	
85-03	1200	10	34-3/16	44-5/8	7	41-5/8	27-3/16	49-7/16	16-7/16	31-7/16	17-1/8	63-3/4	1-1/2	2	3	1/3	1-1/2	34	
85-04	1500	12	34-3/16	49-1/8	7	47-5/8	27-3/16	49-7/16	16-7/16	31-7/16	17-1/8	68-1/4	1-1/2	2	3	1/3	1-1/2	33	
85-05	2000	16	39-13/16	54-5/8	7	53-1/8	27-3/16	49-7/16	16-7/16	34-1/4	19-15/16	73-3/4	1-1/2	2	3	1/3	5	38	

Table 1 – model 85-01 thru 85-05 detail as shown above



Model	PPH	GPM	Slaker Sizing Chart (Inches)													
			A	B	C	D	E	F	G	H	I	J	K	L (hp)	M (hp)	N
85-06	3000	23.9	45-7/8	85-1/4	61	84-1/4	54-7/8	68-11/16	38-1/2	2	—	4	2	2	1/3	38-7/16
85-07	4000	31.9	51-7/8	85-1/4	62-1/4	85-1/2	56-1/8	69-15/16	38-1/2	2	—	4	2	2	1/3	39-11/16
85-08	5000	39.9	51-7/8	85-1/4	71-1/8	94-3/8	65	78-13/16	38-1/2	2	—	4	2	2	1/3	48-9/16
85-09	6000	47.9	57-7/8	85-1/4	66-1/4	89-1/2	60-1/8	13-15/16	38-1/2	2	—	4	2	2	1/3	43-11/16
85-10*	8000	63.9	63-7/8	N/A	72	95-1/4	N/A	N/A	N/A	3	—	6	N/A	5	N/A	N/A
85-12**	12000	95.9	70-7/8	N/A	86-1/4	109-1/2	N/A	N/A	N/A	3	—	6	N/A	10 \ 7.5	N/A	N/A
85-16**	16000	127.8	78-1/8	N/A	100-3/4	124	N/A	N/A	N/A	3	—	6	N/A	15 \ 7.5	N/A	N/A
85-24**	24000	191.8	78-1/8	N/A	95-3/4	118-1/2	N/A	N/A	N/A	4	—	6	N/A	15 \ 10	N/A	N/A

Table 2 – model 85-06 thru 85-24 detail as shown above

\* This model is not furnished with an auger-type grit remover system. This model is provided with a vibrating-type grit remover.

\*\*This model is designed with a dual slaking chamber for a longer retention time. Dual mixer and dual chamber not shown above. This model is also not furnished with an auger-type grit remover system. This model is provided with a vibrating-type grit remover.



VeloDyneSystems.com



© 2017 Velocity Dynamics, LLC. All rights reserved. Results may vary under different operating conditions. Specifications, terms and pricing are subject to change. Please consult your local sales representative for details. VeloDyne.1007.0517

Phone: 303-530-3298  
E-Mail: Sales@VeloDyneSystems.com